

High Voltage Diodes - Axial Lead

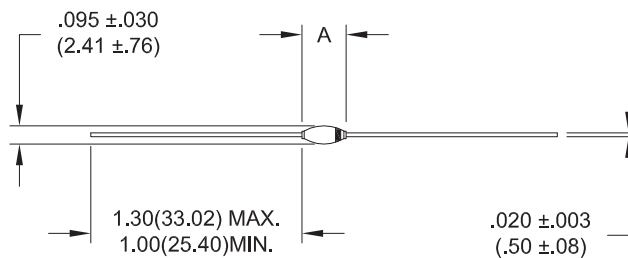
25mA - 250mA • 70ns • Hermetic • JANTX • JANTXV

ELECTRICAL CHARACTERISTICS AND MAXIMUM RATINGS														
Part Number	Working Reverse Voltage (V _{rw})	Average Rectified Current (I _o)		Reverse Current @ V _{rw} (I _r)		Forward Voltage (V _f)		1 Cycle Surge Current t _p =8.3ms (I _{fsm})	Repetitive Surge Current (I _{frm})	Reverse Recovery Time (3) (T _{rr})	Thermal Impedance θ _{J-L}			Junction Cap. @50VDC @ 1kHz (C _j)
		55°C(1)	100°C(2)	25°C	100°C	25°C		25°C	25°C	25°C	25°C	L=000	L=.125	L=.250
	Volts	mA	mA	µA	µA	Volts	mA	Amps	Amps	ns	°C/W	°C/W	°C/W	pF
1N6529	2000	250	125	0.1	10	3.0	25	10	1.50	70	18	30	50	4.0
1N6531	3000	100	50	0.1	10	7.0	25	8	1.25	70	18	30	50	2.0
1N6533	5000	50	25	0.1	10	9.0	25	4	0.75	70	18	30	50	1.0
1N6535	10000	25	12	0.1	10	14.0	25	2	0.38	70	18	30	50	0.5

(1)TL=55°C L=0.375" (2)TL=100°C L=0.375" (3)I_f=12.5mA, I_r=25mA, I_{rr}=6.25mA *Op.Temp.= -65°C to +175°C Stg.Temp.= -65°C to +200°C



Part	A
1N6529	.200(5.08) MAX. .140(3.56) MIN.
1N6531	.220(5.59) MAX. .160(4.06) MIN.
1N6533	.240(6.10) MAX. .180(4.57) MIN.
1N6535	.300(7.62) MAX. .240(6.10) MIN.



Dimensions: In. (mm) • All temperatures are ambient unless otherwise noted. • Data subject to change without notice.



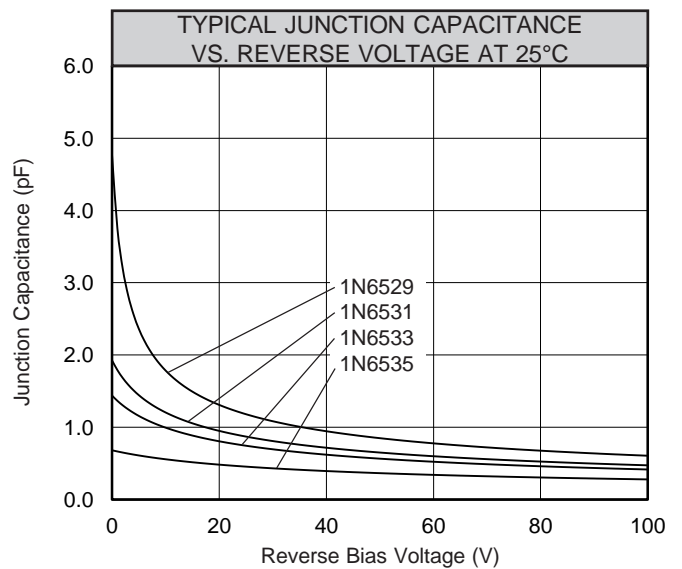
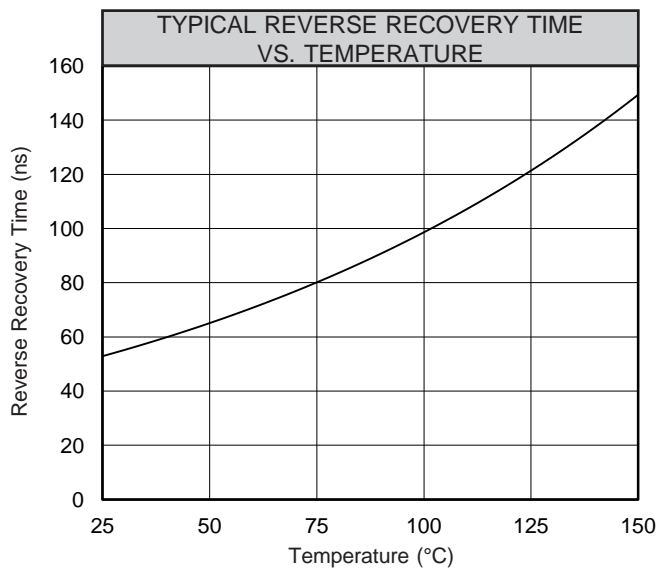
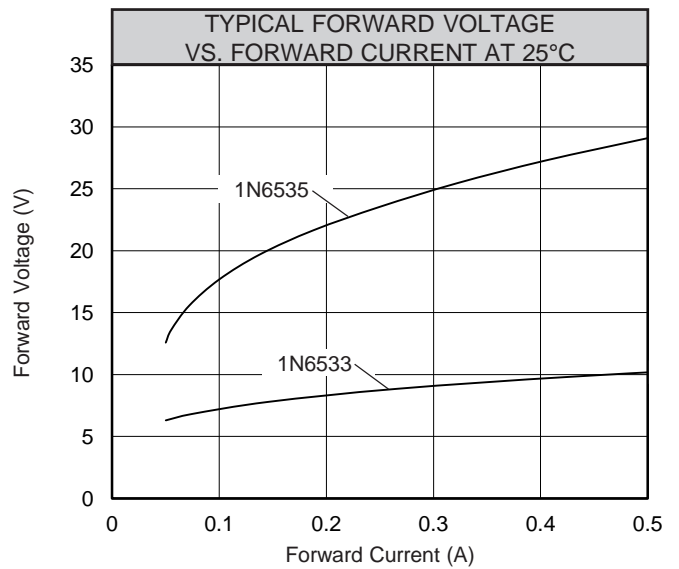
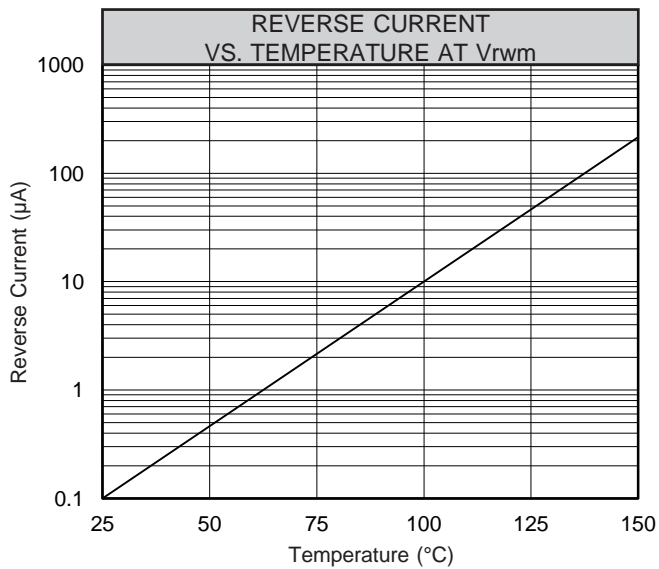
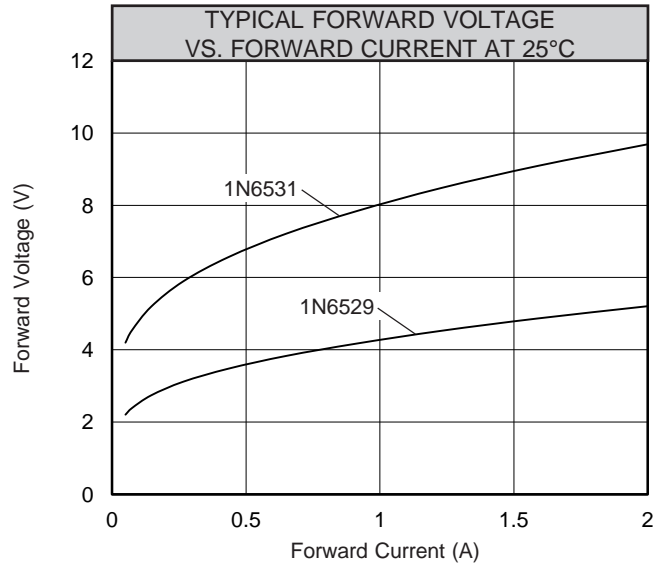
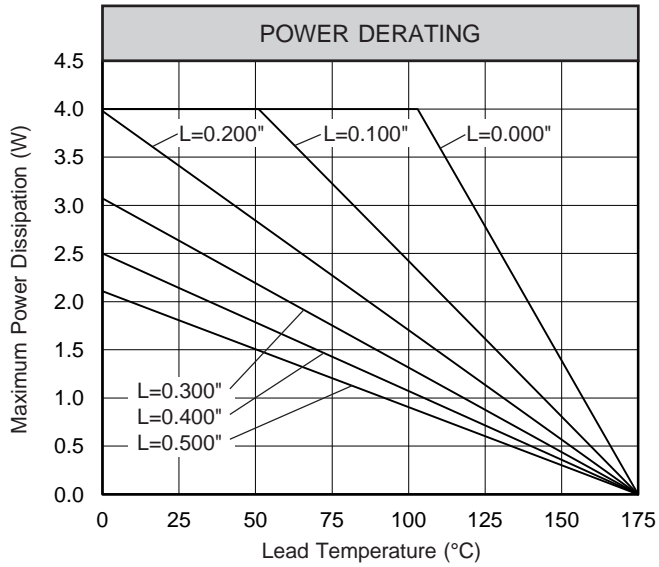
Voltage Multipliers Inc.

8711 W. Roosevelt Ave.
Visalia, CA 93291 USA

Tel: 559.651.1402
Fax: 559.651.0740

www.voltagemultipliers.com
www.highvoltagepowersupplies.com

1N6529 1N6531 1N6533 1N6535



3