

OC150G OC150HG

Original Released: 09-09-15

Opto Coupler • Axial Leded • Epoxy Molded

ABSOLUTE MAXIMUM RATINGS

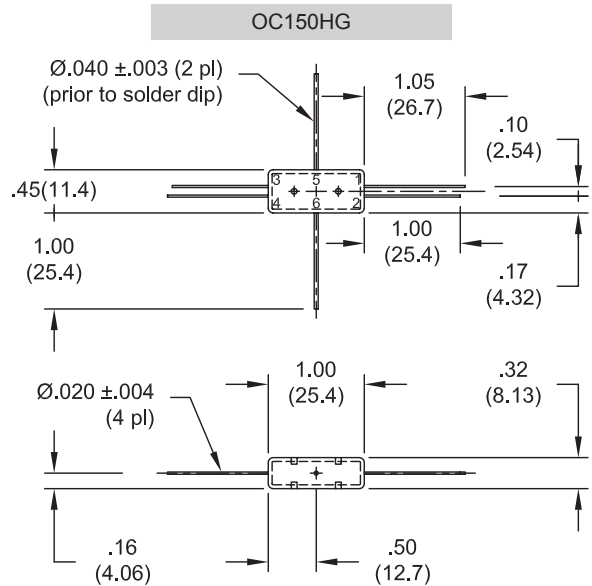
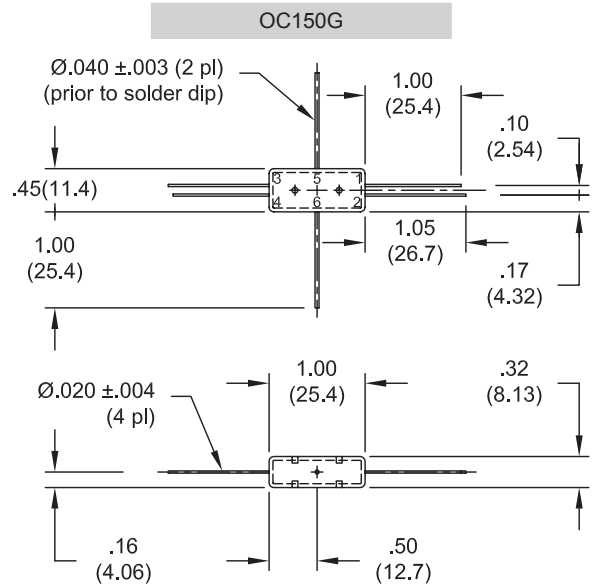
	OC150G	OC150HG
LED		
Forward DC Current	100mA	
Surge Current	(tp = 100 μ s) 1.5A	(tp = 100 μ s) 1.0A
Reverse Voltage	5 V	
Power Dissipation	(25°C) 190 mW	(25°C) 180 mW
Photodiode		
Reverse Voltage	15,000 V	
Power Dissipation	1.0 W	

- Storage Temperature: -40°C to +100°C
- Operating Temperature: -40°C to +70°C
- Isolation Test Voltage: 25 kV (From Pins 1, 2, 3, & 4 to Pins 5 & 6)

ELECTRICAL CHARACTERISTICS

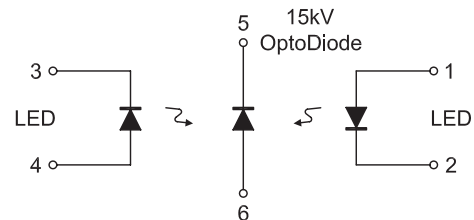
	OC150G	OC150HG
LED		
Forward Voltage	(If = 100 mA) 1.5V	
Reverse Leakage Current VR = 5V	Not Designed for Reverse Operation	
Photodiode		
Forward Voltage	(If = 0.3 A) 18.0 V MAX	
Reverse Leakage Current		
VR = 15kV, I _{LED} = 0 mA	250 nA Typical	
VR = 15kV, I _{LED} = 50 mA	185 μ A Typical	210 μ A Typical
Coupled		
DC Current Transfer Ratio		
I _{LED} = 50 mA, VR = 15kV	0.20% MIN	0.28% MIN
t _{ON} = (Typical)	2 μ s	
t _{OFF} = (Typical)	2 μ s	

(25°C UNLESS OTHERWISE NOTED)



Tolerance:
.XXX ±.020

Simplified Circuit Schematic



Dimensions: In. (mm) • All temperatures are ambient unless otherwise noted. • Data subject to change without notice.



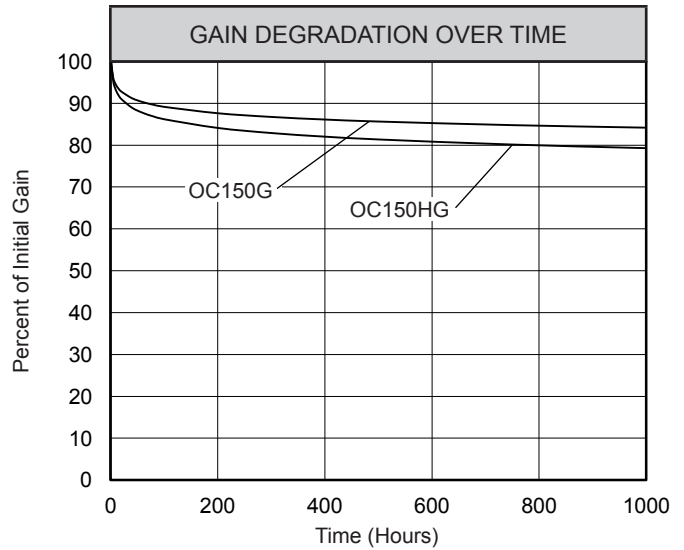
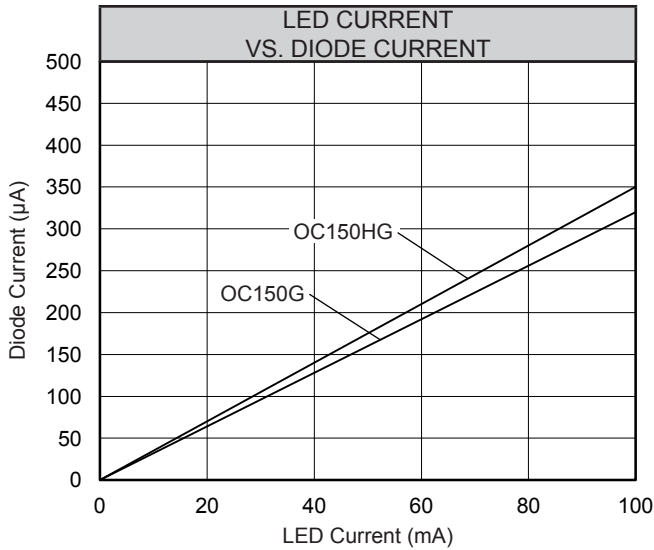
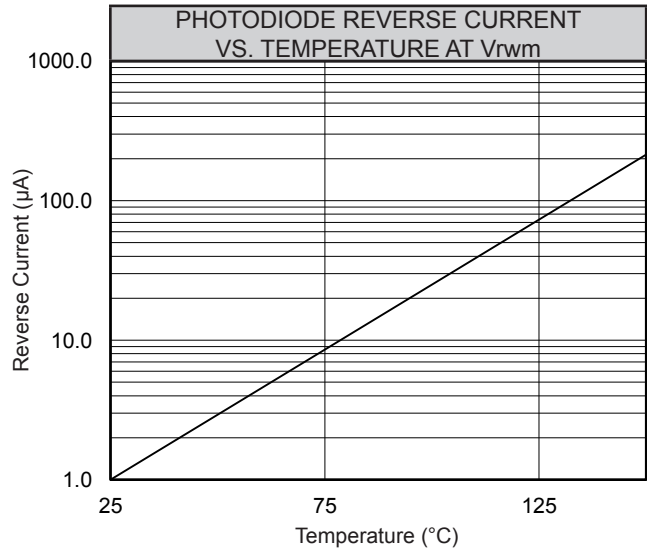
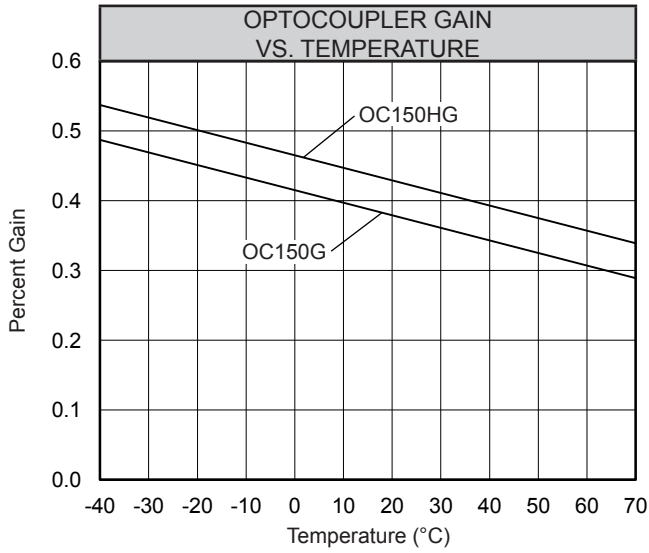
Voltage Multipliers Inc.

8711 W. Roosevelt Ave.
Visalia, CA 93291 USA

Tel: 559.651.1402
Fax: 559.651.0740

www.voltagemultipliers.com
www.highvoltagepowersupplies.com

OC150G OC150HG



Dimensions: In. (mm) • All temperatures are ambient unless otherwise noted. • Data subject to change without notice.



Voltage Multipliers Inc.

8711 W. Roosevelt Ave.
Visalia, CA 93291 USA

Tel: 559.651.1402
Fax: 559.651.0740

www.voltagemultipliers.com
www.highvoltagepowersupplies.com