

OC 250

Opto Coupler • Epoxy Molded

ABSOLUTE MAXIMUM RATINGS

LED

- Forward DC Current 100 mA
- Surge Current 2.5 A
- Reverse Voltage 20 V
- Power Dissipation (25°C) 1.0 W

Photodiode

- Reverse Voltage 25,000 V
- Power Dissipation 2.5 W

- Storage Temperature -40°C to +125°C
- Operating Temperature -40°C to +100°C
- Isolation Test Voltage 25 kV (Pins 1 and 2 to - Pins 3 and 4)

ELECTRICAL CHARACTERISTICS

LED

- Forward Voltage (If = 100 mA) 9.0 V
- Reverse Leakage Current 10nA
VR = 20 V

Photodiode

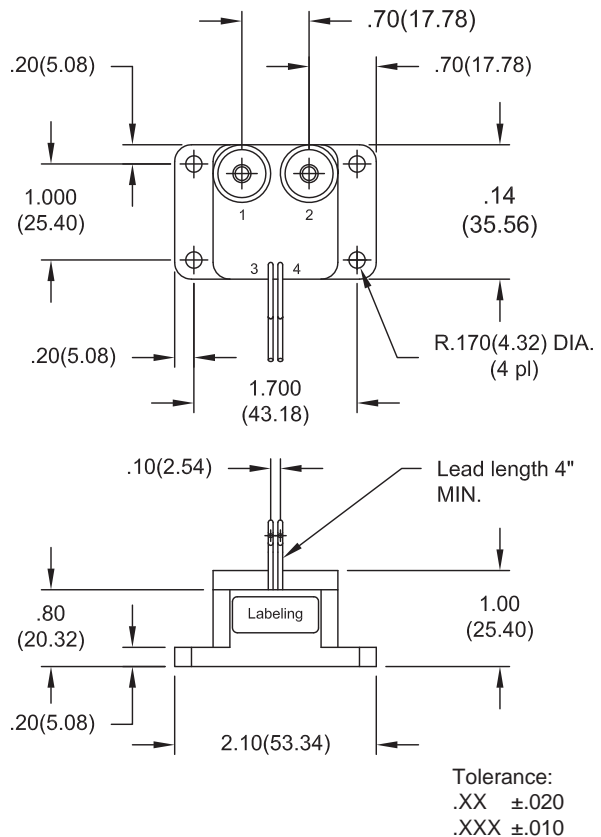
- Forward Voltage (If = 0.6 A) 36 V MAX
- Reverse Leakage Current
VR = 25 kV, I_{LED} = 0 mA 250 nA Typical
VR = 25 kV, I_{LED} = 100 mA 100 µA Typical

Coupled

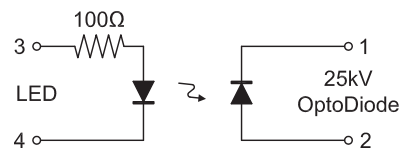
- DC Current Transfer Ratio 0.068%
(I_{LED} = 50 mA, VR = 25 kV)

- T_{ON} 2 µs
- T_{OFF} 2 µs

(25°C UNLESS OTHERWISE NOTED)



Simplified Circuit Schematic



Dimensions: In. (mm) • All temperatures are ambient unless otherwise noted. • Data subject to change without notice.



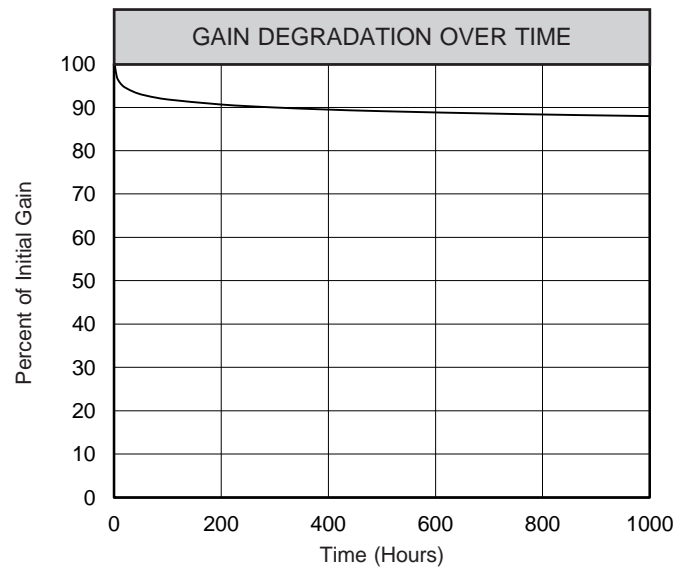
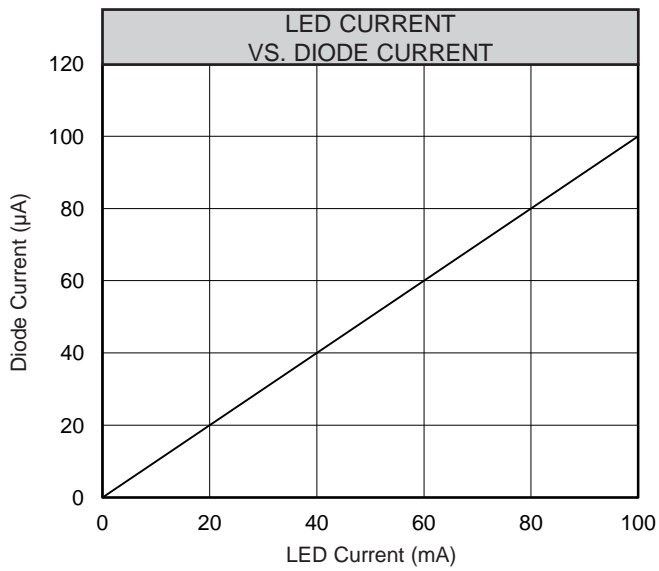
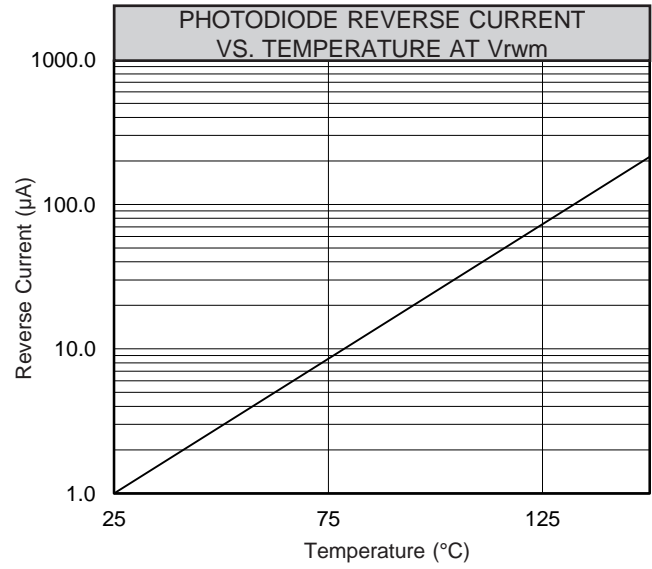
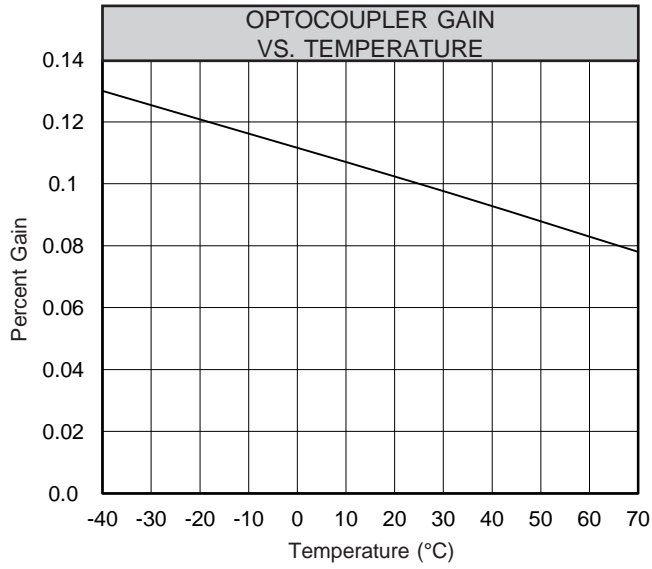
Voltage Multipliers Inc.

8711 W. Roosevelt Ave.
Visalia, CA 93291 USA

Tel: 559.651.1402
Fax: 559.651.0740

www.voltagemultipliers.com
www.highvoltagepowersupplies.com

OC250



7