

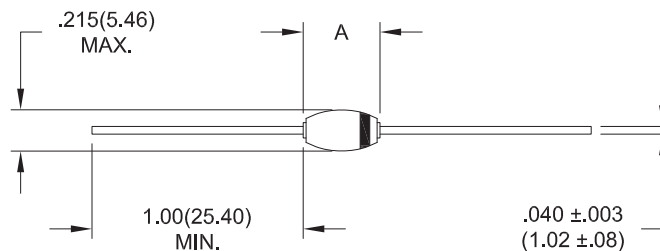
High Voltage Diodes - Axial Lead

300mA - 1500mA • 3000ns • Hermetic

ELECTRICAL CHARACTERISTICS AND MAXIMUM RATINGS

Part Number	Working Reverse Voltage (Vrwm)	Average Rectified Current (Io)		Reverse Current @ Vrwm (Ir)		Forward Voltage (Vf)		1 Cycle Surge Current tp=8.3ms (Ifsm)	Repetitive Surge Current (Ifrm)	Reverse Recovery Time (3) (Trr)	Thermal Impedance θ_{J-L}			Junction Cap. @50VDC @ 1kHz (Cj)
		55°C(1)	100°C(2)	25°C	100°C	25°C		25°C	25°C	25°C	L=000	L=.125	L=.250	25°C
	Volts	mA	mA	μ A	μ A	Volts	mA	Amps	Amps	ns	°C/W	°C/W	°C/W	pF
Z25SG	2500	1500	1000	1.0	25	5.5	2000	60	10.0	3000	3	6	12	20.0
Z50SG	5000	1000	500	1.0	25	8.5	1000	40	8.0	3000	3	6	12	16.0
Z100SG	10000	500	250	1.0	25	12.0	600	25	5.0	3000	3	6	12	8.0
Z150SG	15000	300	150	1.0	25	18.0	300	10	2.0	3000	3	6	12	5.0

(1)TL=55°C L=0.375" (2)TL=100°C L=0.375" (3)If=0.5A, Ir=1.0A, Irr=0.25A *Op.Temp.= -65°C to +175°C Stg.Temp.= -65°C to +200°C



Part	A
Z25SG	.290(7.37) MAX.
Z50SG	.330(8.38) MAX.
Z100SG	.400(10.16) MAX.
Z150SG	.450(11.43) MAX.

Dimensions: In. (mm) • All temperatures are ambient unless otherwise noted. • Data subject to change without notice.



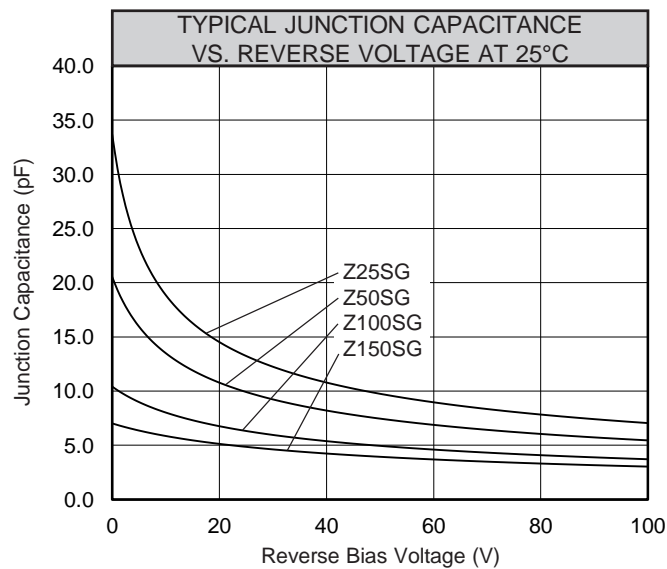
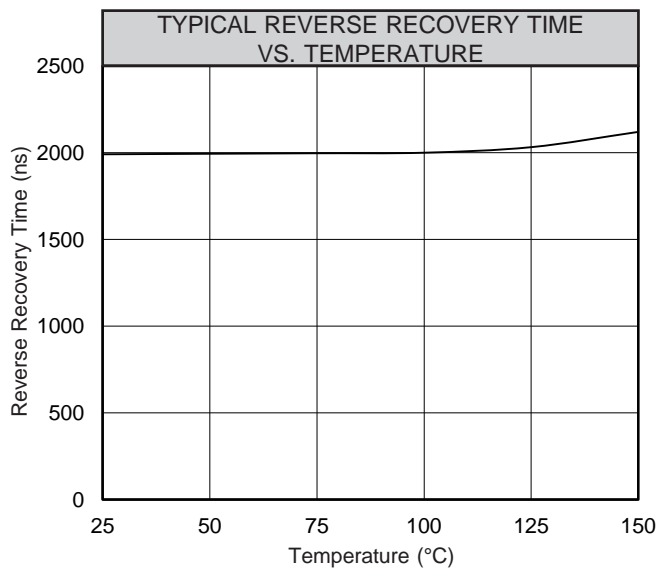
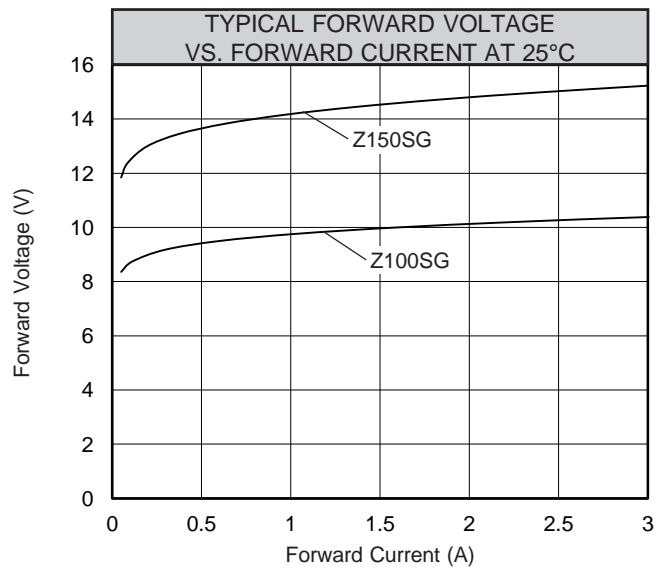
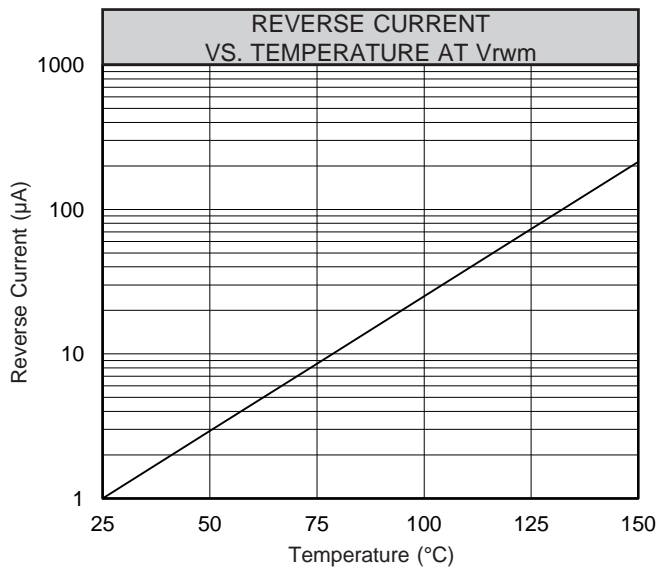
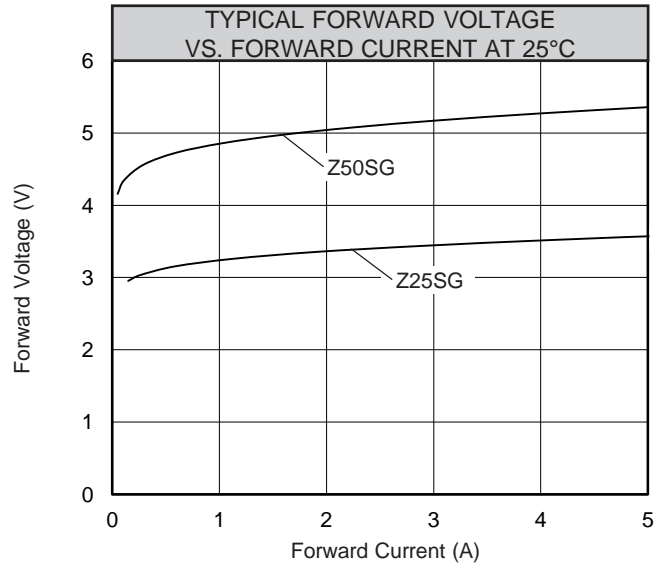
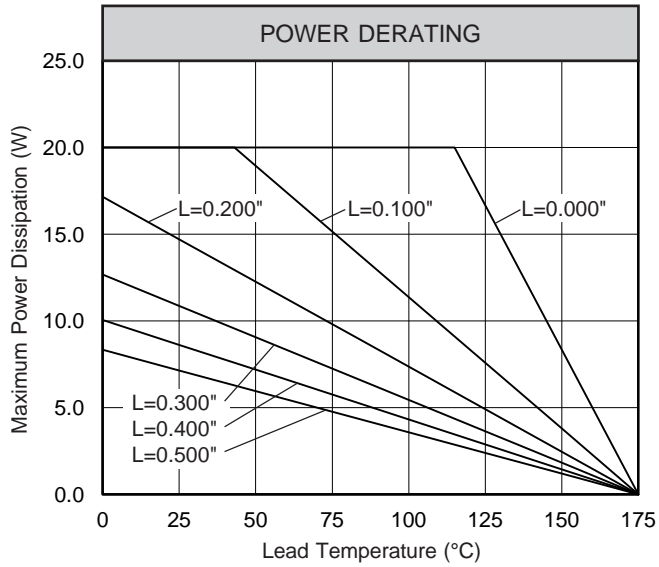
Voltage Multipliers Inc.

8711 W. Roosevelt Ave.
Visalia, CA 93291 USA

Tel: 559.651.1402
Fax: 559.651.0740

www.voltagemultipliers.com
www.highvoltagepowersupplies.com

Z25SG Z50SG Z100SG Z150SG



3