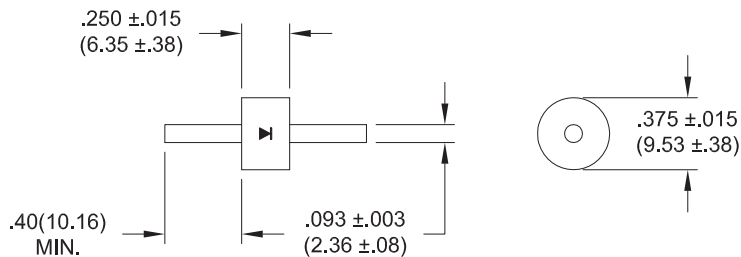


High Voltage Diodes - Epoxy Molded

1.5A - 3.0A • 100ns • Axial Leaded

| ELECTRICAL CHARACTERISTICS AND MAXIMUM RATINGS | | | | | | | | | | | | | |
|--|---|--|----------|--|-------|-------------------------------------|------|---|---|--|---------------------------------------|--------|--|
| Part Number | Working Reverse Voltage (V _{rw}) | Average Rectified Current (I _o) | | Reverse Current @ V _{rw} (I _r) | | Foward Voltage (V _f) | | 1 Cycle Surge Current t _p =8.3ms (I _{fsm}) | Repetitive Surge Current (I _{frm}) | Reverse Recovery Time (3) (T _{rr}) | Thermal Impedance θ _{J-L} | | Junction Cap. @50VDC @ 1kHz (C _j) |
| | | 55°C(1) | 100°C(2) | 25°C | 100°C | 25°C | | 25°C | 25°C | 25°C | L=.000 | L=.250 | 25°C |
| | Volts | Amps | Amps | µA | µA | Volts | Amps | Amps | Amps | ns | °C/W | °C/W | pF |
| K25UF | 2500 | 3.00 | 1.50 | 2.0 | 100 | 7.5 | 3.0 | 200 | 50 | 100 | 2.0 | 4.5 | 70 |
| K50UF | 5000 | 2.20 | 1.10 | 2.0 | 100 | 10.5 | 2.2 | 150 | 35 | 100 | 2.0 | 4.5 | 50 |
| K100UF | 10000 | 1.50 | 0.75 | 2.0 | 100 | 14.0 | 1.5 | 100 | 25 | 100 | 2.0 | 4.5 | 35 |

(1)TL=55°C L=0.375" (2)TL=100°C L=0.375" (3)I_f=0.5A, I_r=1.0A, I_{rr}=0.25A *Op. Temp.= -55°C to +150°C Stg. Temp.= -55°C to +175°C



Dimensions: In. (mm) • All temperatures are ambient unless otherwise noted. • Data subject to change without notice.



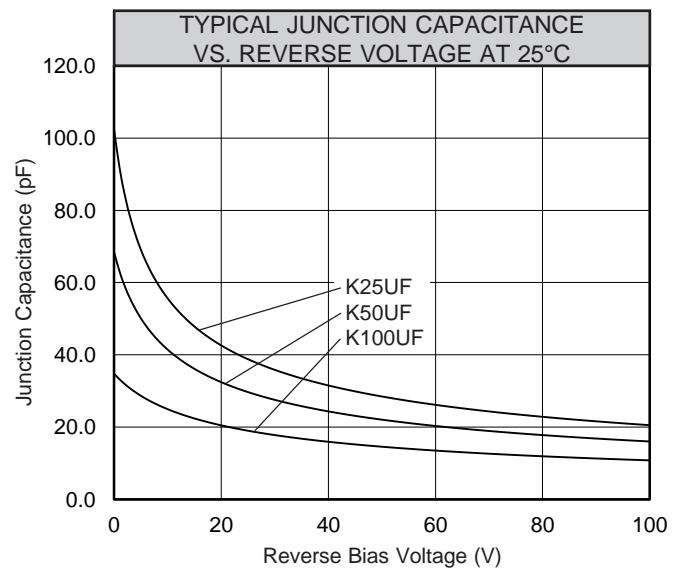
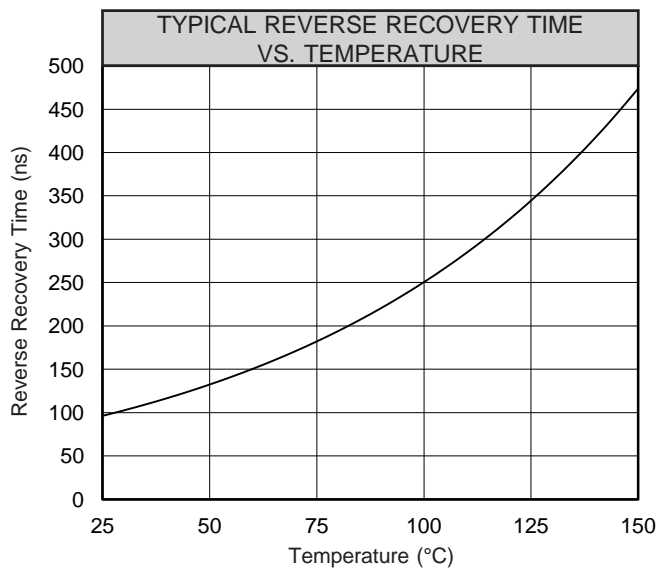
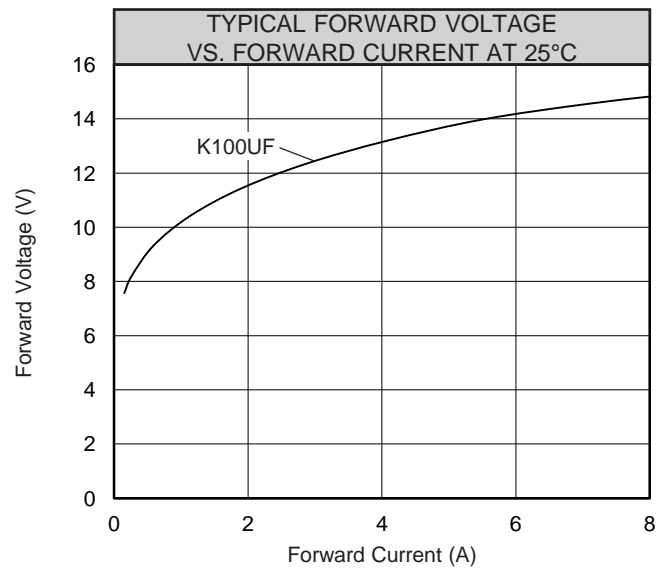
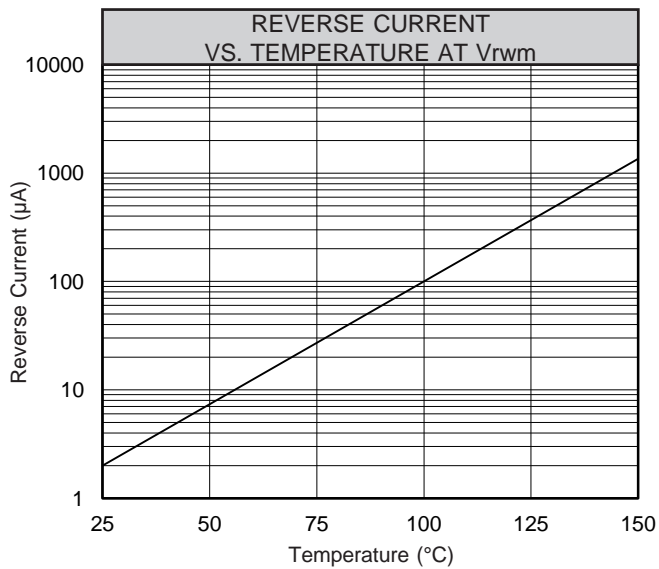
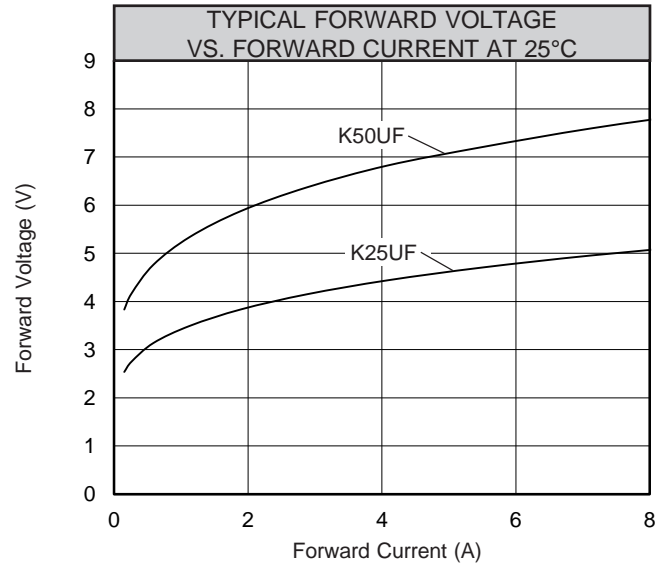
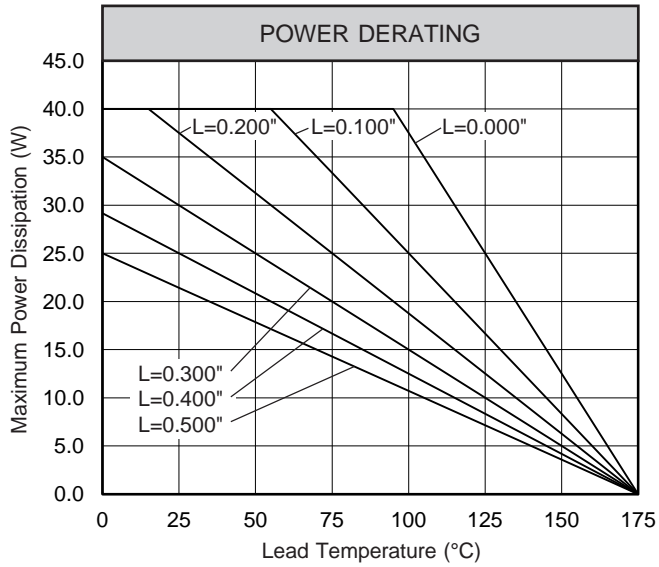
Voltage Multipliers Inc.

8711 W. Roosevelt Ave.
Visalia, CA 93291 USA

Tel: 559.651.1402
Fax: 559.651.0740

www.voltagemultipliers.com
www.highvoltagepowersupplies.com

K25UF K50UF K100UF



5